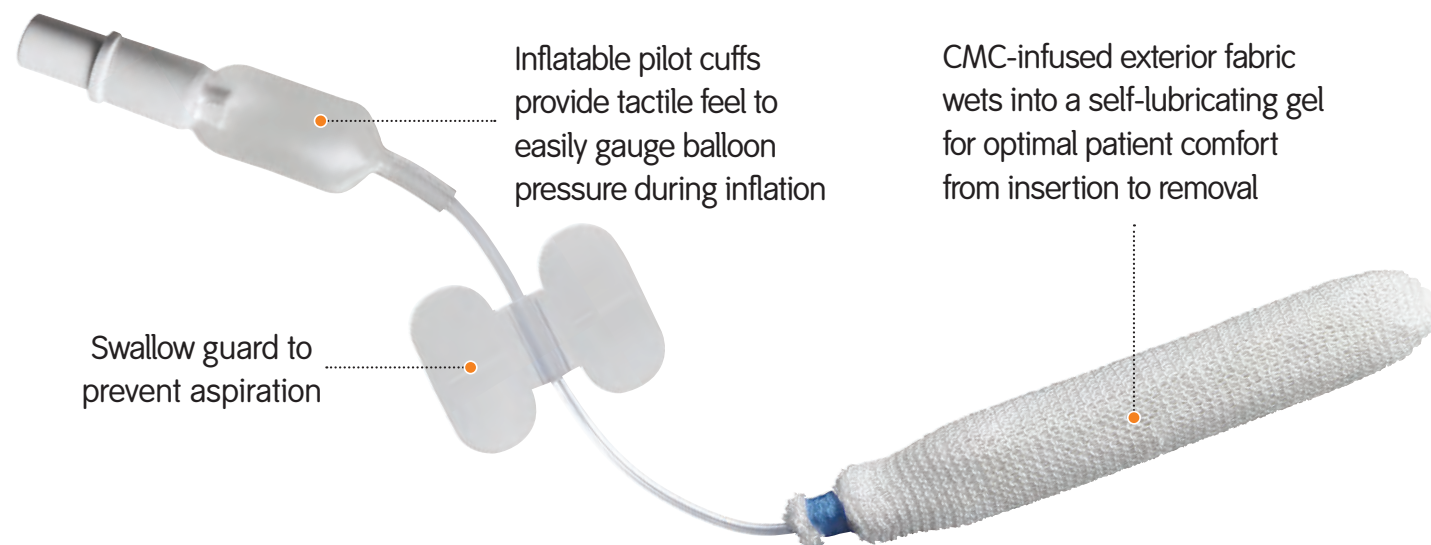


1

For epistaxis events,
there's only **one** right answer:

RAPID RHINO product by Smith & Nephew.

RAPID RHINO inflatable epistaxis device

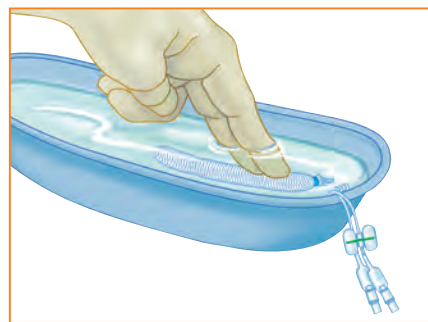


Features

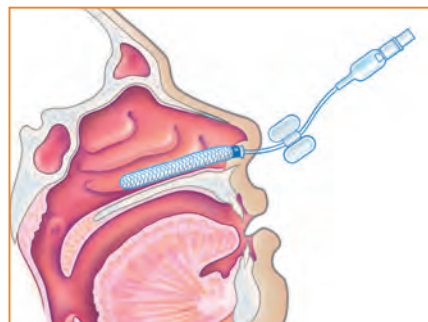
- Easy to insert and remove
- Quickly conforms to nasal anatomy
- Provides gentle and even compression to areas of epistaxis
- Designed to prevent adherence to tissue or blood clots upon removal

RAPID RHINO product usage directions

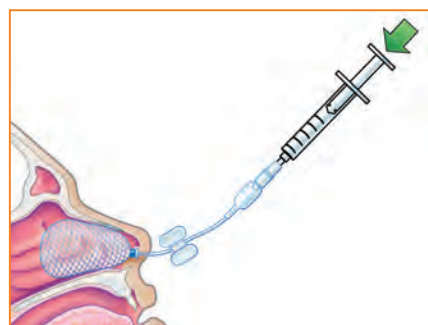
- 1 Remove blue protective sleeve. Soak in sterile water for a FULL 30 seconds.



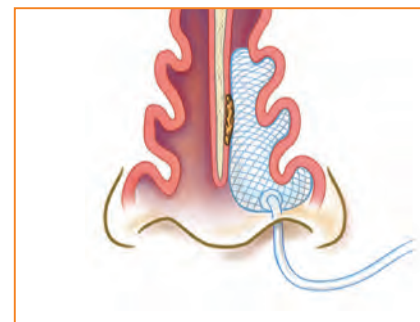
- 2 Insert along superior aspect of the hard palate until the blue indicator is past the nares.



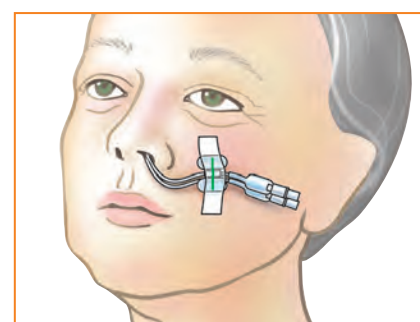
- 3 Using a 20ml syringe, inflate the Rapid Rhino device with AIR only. Monitor the pilot cuff for direct tactile feedback; Stop inflation when the pilot cuff becomes rounded and feels firm when squeezed.



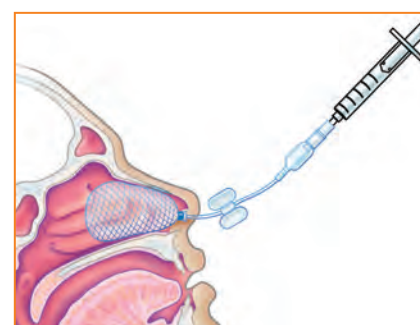
- 4 Inflate the cuff to provide a gentle, low-pressure tamponade delivering the CMC fabric directly to the bleed site.



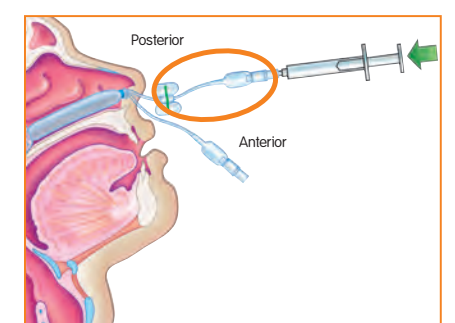
- 5 Reassess after 15-20 minutes; reinflate to ensure proper pressure (if necessary) and tape to patient's cheek away from the upper lip.



- 6 Removal should occur 24-72 hours after treatment.



Specific Steps for RR900 Anterior-Posterior model



- 1 Inflate posterior balloon first. The posterior balloon is indicated by the green line indicator.
- 2 When there is sufficient pressure remove syringe and gently pull the device anteriorly.
- 3 Inflate the second, anterior, balloon as a regular Rapid Rhino.

Unilateral models



Inflatable without airways		Inflatable with airways	
Size	Model	Size	Model
4.5cm	RR450	5.5cm	RR551
5.5cm	RR550	7.5cm	RR751
7.5cm	RR750		
9.0cm	RR900		

Bilateral models

Inflatable without airways		Inflatable with airways	
Size	Model	Size	Model
5.5cm	RR552	5.5cm	RR555
7.5cm	RR752	7.5cm	RR755



Please refer to the Instructions for Use (IFU) packaged with the product for a complete list of warnings, precautions and contraindications.

Supporting healthcare professionals for over 150 years

Manufactured by:
ArthroCare Corporation
7000 West William Cannon Drive
Austin, TX 78735 USA

EC REP
Smith & Nephew
York Science Park
Heslington, York YO10 5DF
United Kingdom

www.smith-nephew.com/ent

[®]Trademark of Smith & Nephew.
©2016 Smith & Nephew.
All rights reserved.
Printed in USA. P/N 71838.en Rev. A 08/16