



Health Service Executive Code of Practice for Healthcare Records Management

Abbreviations

Date: June 2010

This is a controlled document and may be subject to change at any time
Version 2.0



Feidhmeannacht na Seirbhíse Sláinte
Health Service Executive

READER INFORMATION

Directorate:	Quality & Clinical Care Directorate
Title:	HSE Code of Practice for Healthcare Records Management
Document Purpose:	Abbreviations
Publication Date:	June 2010
Target Audience:	All staff in the HSE who work in healthcare records management
Description:	This section is intended to encourage best practice while assisting healthcare professionals to make effective use of their time, by providing a list of agreed abbreviations, which are approved for use throughout the HSE
Superseded Docs:	Version 1 June 2007
Review Date:	June 2012
Contact Details:	Winifred Ryan, Quality & Clinical Care Directorate, Health Service Executive. Email: winifred.ryan@hse.ie annmarie.heffernan@hse.ie gay.murphy@hse.ie Web: www.hse.ie

Table of Contents

	Page
1. Rules for Abbreviations	4
2. Drugs and Prescribing	7
2.1 Doses	8
2.2 Frequency of Administration	9
2.3 Days of the Week	10
2.4 Time Abbreviations	11
2.5 Routes of Administration	11
2.6 Prescribing electrolytes and trace elements	12
2.7 Interpretation of dose frequency instructions	13
3. Approved Abbreviations List For Use in Healthcare Records	15
4. Notation for Mobilisations and Manipulations	53

1. Rules for Abbreviations

- 1.1 Abbreviations should be avoided if at all possible, but in the event of abbreviations being utilised, only those approved by the Quality & Clinical Care Directorate and contained within this document are permitted.
- 1.2 If an abbreviation is used that is not contained within this document the full term used, followed by the abbreviation in brackets, should be written on each side of each page.
- 1.3 All abbreviations must be written in Block Capitals (e.g. MI – Myocardial infarction). Contractions can be expressed as a mixture of higher and lower case. Contractions used in this document omit the end of a word and are terminated with a full stop (e.g., Ausc. – Auscultation).
- 1.4 The following must **NEVER** be abbreviated.

Never abbreviate decisions regarding resuscitation of a patient	Any decision regarding resuscitation of a patient must always be written in full and signed. A decision of such gravity must never be abbreviated.
Never abbreviate drug names	Drug names must always be written in full and shall never be abbreviated under any circumstances.
Never use R and L	Right and left must be written in full. The exception to this rule is when right or left is contained within an abbreviation, e.g. LIF – left iliac fossa.

+++ , < less than and > greater than should be avoided except where they are part of an official grading system (i.e. urinalysis results)	Accepted grading systems should only be used
Never use these symbols +ve and -ve	+ve and -ve are not acceptable. These can be abbreviated to Pos. and Neg.
Any reference to the service user/patient must never be abbreviated	The service user/patient's given name should always be used.
Abbreviations must never be used on a consent form	
Abbreviations must never be used in the completion of incident report forms	

- 1.5 Laboratory tests may be abbreviated on typed reports but only approved abbreviations contained within this document may be hand-written in service user/patient healthcare records. If an abbreviation is used that is not contained within this document the full term used, followed by the abbreviation in brackets, should be written on each side of each page.
- 1.6 Abbreviations pre-printed or typed on Health Service Executive documentation (and on computer) can remain unchanged, as they are generally understood. An explanatory footnote added to the document, prior to reprinting, in order to clarify the meaning of typed abbreviations is necessary.
- 1.7 To deliver best practice it is essential that all of the abbreviation rules and recommendations apply to electronic clinical information also. With the move within the healthcare service to the development and delivery of integrated Electronic Patient Records, healthcare providers

must endeavour to produce systems, which will contain and produce no abbreviations. In the interim:

1.7.1 Current systems can remain unchanged as they are already approved and agreed locally.

1.7.2 When current systems are upgraded or changed abbreviations must be omitted.

1.7.3 Information printed or shared from current systems must:

- Contain no abbreviations
- If they contain abbreviations a footnote must be added that clarifies the meaning of the abbreviations.

1.8 References to referrals or discussions with other health professionals (e.g. doctors, nurses, health and social care professionals) must state their full name; title and bleep number if applicable (e.g. seen by 'Physio or Surgical IOC' is not a substitute for their name).

1.9 International chemical symbols are acceptable in clinical documentation e.g. Fe Al except in prescriptions and/or medication charts.

1.10 In designating time in clinical documentation the 24 hour clock must be used.

1.11 No abbreviations to be used in documentation or correspondence which is used for transfer, discharge or external referral letters.

1.12 This document is intended to reduce error and confusion by providing the generally accepted or preferred abbreviations and acronyms that have been approved by the Quality & Clinical Care Directorate.

2. DRUGS AND PRESCRIBING

Always write clearly when prescribing, using un-joined lower case text, or BLOCK CAPITALS.

Where possible **prescribe medications**, including intravenous fluids, using **approved generic name**, where this is not possible the drug name used must be on the local approved list of trade name drugs except in the case of multi-ingredient preparations and modified release formulations when the brand names must be used.

Note: Always document patient drug allergies or idiosyncratic reactions and refer to documented allergies and reactions before prescribing any drug.

Drug names must never be abbreviated under any circumstances

Table 1 Checklist when Prescribing

YOUR HANDWRITING MUST BE CLEAR & LEGIBLE USING UN-JOINED LOWER CASE TEXT OR BLOCK CAPITALS	
Allergies	Always check and document
Drug Names	Never abbreviate drug names
Prescribing	Use approved (generic) names where possible. Where this is not possible the drug name used must be on the local approved list of trade name drugs.

2.1 DOSES

2.1.1 Units

The following units may be abbreviated **only** as follows:

Table 2 Units

Approved Abbreviation	Unit
cm	Centimetre(s)
g	Gram
kcal	Kilocalorie
Kg	Kilogram
L	Litre
mg	Milligram
mL	Millilitre
mm	Millimetre
Mmol	Millimole

Never abbreviate the following: International Units, Micrograms, Nanograms, Units
e.g. Insulin Actrapid 8 units, Tinzaparin 10,000 International Units

Never use the unit cubic centimetre, or the abbreviations c.c. or cm³ to denote millilitres, e.g. Vancomycin 1g/100ml, Fluconazole suspension 200mg/5ml

2.1.2 Decimal Points

- Quantities less than 1 gram should be written in milligrams, e.g. 500mg, not 0.5g.
- When decimals are unavoidable a zero should be written in front of the decimal point where there is no other figure, e.g. 0.5mL. not .5mL
- The use of the decimal point is only otherwise acceptable to express a range, e.g. 0.5 to 1g

2.2 FREQUENCY OF ADMINISTRATION

- Always specify the **dose and frequency**.

In the case of preparations to be taken “as required”, always specify the minimum dose interval e.g. Paracetamol tablets 500mg 2 every 6 hours p.r.n.

Directions must generally be in English without abbreviations (exceptions listed in Table 2.3)

Table 3 Acceptable Latin Terms and Abbreviations

Latin Terms and Abbreviations	English Meaning
b.d./b.i.d.	Twice daily
Mane	In the morning
Nocte	At night
p.r.n.	When required
q.d.s./q.i.d.	Four times daily
STAT	Immediately
Tarde	In the evening
t.d.s./t.i.d.	Three times daily

In the case of drugs that are being prescribed at particular hourly frequencies, the only acceptable way of writing these are:

- 12 hourly or twelve hourly or every 12 hours or every twelve hours
- 4 hourly or four hourly or every 4 hours or every four hours

No other method of expressing this dosage is acceptable including q12h, 12^o, q4h, q.q.h., 4^o

No other abbreviation or Latin term may be used

The left hand column of Table 2.4 contains abbreviations that should **not** be used. The correct term is given in the right hand column.

Table 4

Unacceptable Abbreviation	Correct Term (Always write in full)
Alt Die	On alternate days
o.d.	Once daily
q.d.	Once daily
q.q.h	Every four hours
q.4.h	Every four hours
q.6.h	Every six hours
q.12.h	Every twelve hours
m.d.u	As directed
Ad lib	As much as desired

2.3 DAYS OF THE WEEK

Days of the week must not be abbreviated but must always be written in full. For drugs to be administered only on specific days of the week then those days must always be written in full.

Example 1

A Prescription for once weekly Methotrexate must state the drug name, dose and specific weekly day for drug administration, with no abbreviations other than the route, e.g. Methotrexate 2.5mg P.O. once weekly on Wednesdays.

Example 2

A prescription for thrice weekly Erythropoietin Beta must state the drug name, dose and the three specific days per week for drug administration, with no abbreviations other than the route, e.g. Erythropoietin Beta 2,000 units I.V. three times weekly on Monday, Wednesday and Friday.

2.4 TIME ABBREVIATIONS

The following abbreviations are applicable with regard to time and rates of administration of medicines:

Table 5

Abbreviation	Meaning
h	Hour
Mins.	Minute
s	Second

2.5 ROUTES OF ADMINISTRATION

The following abbreviations may be used for routes of administration:

Table 6

Abbreviation	Route
IV	Intravenously
IM	Intramuscularly
NG	Nasogastric
PEG	Percutaneous Endoscopic Gastrostomy
PO	Per Oral (i.e. oral by mouth)
PV	Per Vaginal
SC	Subcutaneously
PR	Per Rectum
SL	Sublingually

Abbreviations may not be used for other routes. Instead write the term in full, e.g. intradermally, intrathecally, intraperitoneally, transdermally.

2.6 PRESCRIBING ELECTROLYTES & TRACE ELEMENTS

ONLY the following abbreviations for electrolytes are acceptable in prescriptions.

Table 7

Approved Abbreviation	Electrolyte
Ca ²⁺	Calcium
Mg ²⁺	Magnesium
Na ⁺	Sodium
K ⁺	Potassium
CL ⁻	Chloride

The following terms must **never** be abbreviated in prescriptions:

- Acetate
- Aluminium
- Bicarbonate
- Chromium
- Copper
- Ferric
- Ferrous
- Fluoride
- Iodide
- Iron
- Lactate
- Manganese
- Molybdenum
- Phosphate
- Selenium
- Sulphate
- Zinc

2.7 INTERPRETATION OF DOSE FREQUENCY INSTRUCTIONS

As the timing of drug administration rounds differs from institution to institution no specific guidance is provided regarding a unified policy on Standard Times for Drug Administration. Each hospital is, however, strongly encouraged to have a specific local policy on Standard Times for Drug Administration.

Table 8

Abbreviation	Meaning
q.d.s./q.i.d.	Four times daily, this ideally means every six hours. It is generally impractical to administer any medicine at strictly six hourly intervals, as the service user/patient would have to be awakened.
t.d.s./t.i.d.	Three times daily, this ideally means every eight hours.
b.d./b.i.d.	Twice daily, this ideally means every twelve hours. For drugs that are prescribed twice daily and are not intended for administration at twelve hourly intervals, the specific instructions must be included on the prescription i.e. Diuretics 1 b.d. The dose must read, as appropriate, 1 in the morning and 1 at lunchtime etc.

Abbreviation	Meaning
Once Daily	<p>This means every 24 hours. For drugs that are intended for administration at a specific time the prescription must reflect this fact and not be prescribed simply as once daily i.e. diuretics in the morning, hypnotics at night. Care must be taken when a drug is prescribed once daily that the service user/patient will take the drug at the same time each day or else compliance problems can arise.</p>
Drugs and meal times	<p>Dietary considerations must be taken into account when drugs are being prescribed/ administered. If drugs are best taken on an empty stomach they must be given at least 30 minutes before the next mealtime. If drugs are best taken with or after meals then they must be given at meal times. It is generally more important that the dietary considerations take precedence over strict adherence to the optimum time of administration.</p>

3. APPROVED ABBREVIATIONS LIST FOR USE IN HEALTHCARE RECORDS

Misc.

Abbreviation	Definition
5Ds	Dizziness, diplopia, drop attacks, dysorthria, dysphagia
9HPT	Nine hole peg test

A

Abbreviation	Definition
A&A	Aids and Appliances
AAA	Abdominal aortic aneurysm
AACG	Acute angle closure glaucoma
AAROM	Assisted active range of movement/motion
AB	Apnoea/Bradycardia
ABC	Airway breathing circulation
Abd.	Abdominal
ABG	Arterial blood gas
ABI	Ankle brachial index
ABO	Blood group system
ABPA	Allergic broncho pulmonary aspergillosis
ABPI	Ankle brachial pulse index
Abs.	Absorbable
ACBT	Active cycle of breathing technique
ACH	After coming head
ACJ	Acromioclavicular joint
ACL	Anterior cruciate ligament
ACS	Acute coronary syndrome
ACT	Airway clearance technique
AD	Alzheimer's Disease
Add.	Adduction
ADEM	Acute disseminated encephalomyelitis

Abbreviation	Definition
ADH	Antidiuretic hormone
ADHD	Attention deficit hyperactivity disorder
ADL	Activities of daily living
Adm.	Admission/admitted
ADOM/N	Assistant Director of Midwifery/Nursing
ADOPHN	Assistant Director of Public Health Nursing
AE	Air entry
AEDF	Absent end diastolic flow
AET	Atrial ectopic tachycardia
AF	Artificial feed
A. Fib.	Atrial fibrillation
A. Flutter	Atrial flutter
AFO	Ankle foot orthosis
AFR	Average flow rate
AFV	Amniotic fluid volume
AG	Abdominal girth
AGA	Appropriate gestational age
AI	Aortic incompetence
AIDS	Acquired immune deficiency syndrome
AIIS	Anterior inferior iliac spine
AK	Above knee
AKA	Above knee amputation
AKI	Acute kidney injury
Alb.	Albumin
ALIF	Anterior lumbar intervertebral fusion
Alk. Phos.	Alkaline Phosphatase
ALL	Acute lymphoblastic leukaemia
ALR	Anterior levator resection
ALT	Alanine amino transferase
a.m.	Morning before twelve
AMI	Acute myocardial infarction
AML	Acute myeloid leukaemia
AMP	Advanced Midwife Practitioner
ANA	Antinuclear Antibody
AND	Adverse neural dynamics
Anaes.	Anaesthetic

Abbreviation	Definition
ANP	Advanced Nurse Practitioner
Ant.	Anterior
Anti-DVT	Anti deep venous thrombosis
Ant. Lat.	Anterolateral
Ant. Tibs.	Anterior tibialis
Ao.	Aorta
Ao. arch	Aortic arch
Ao. root	Aortic root
Ao. valve	Aortic valve
AP	Antero-posterior
AP2	Apical 2 chamber
AP4	Apical 4 chamber
APD	Automated peritoneal dialysis
APH	Ante partum haemorrhage
Approx.	Approximately
Appt.	Appointment
APRS	Aspiration-penetration rating scale
APTT	Activated partial thromboplastin time
APTTR	Activated partial thromboplastin time ratio
AR	Aortic regurgitation
ARDS	Acute Respiratory Distress Syndrome
ARF	Acute renal failure
ARM	Artificial rupture of membranes
ARMD	Age related macular degeneration
AROM	Active range of movement/motion
AS	Aortic stenosis
ASA	American Society of Anaesthesiologists
ASAP	As soon as possible
Asc. Ao.	Ascending aorta
ASD	Atrial septal defect
ASIS	Anterior superior iliac spine
ASL	Alternate side-lying
ASR	Articular surface replacement
Ass.	Assistance

Abbreviation	Definition
AST	Aspartate amino transferase
ATNR	Assymetric tonic neck reflex
AUC	Area under the curve
Ausc.	Auscultation
AVA	Aortic valve area
AVB	Atrioventricular block
AVC Pump	Anterior venous compression pump
Avl.	Available
AVM	Arteriovenous malformation
AVNRT	Atrio-ventricular nodal re-entry tachycardia
AVR	Aortic valve replacement
AVSD	Atrioventricular septal defect
Ax.	Assessment

B

Abbreviation	Definition
Ba.	Barium
Ba. Enema	Barium enema
Ba. Meal	Barium meal
Ba. Swallow	Barium swallow
BAWO	Bilateral antral washout
BBA	Born before admission/arrival
BBB	Bundle branch block
BBS	Berg balance scale
BC	Blood cultures
BCG	Bacille Calmette-Guerin
BCL	Bandage contact lens
b.d./b.i.d.	Twice daily
BEE	Basal energy expenditure
BF	Breast feed/fed/feeding
BG	Blood glucose/blood gases
BGL	Blood glucose level
BHCG	Beta human chorionic gonadotropins
BHT	Bucket handle tear
BHx.	Birth history
BIA	Bioelectrical impedance analyzer

Abbreviation	Definition
BIBA	Brought in by ambulance
Bi Dir.	Bidirectional
Bi DirG	Bidirectional Glenn
BiPAP	Bi-level intermittent positive airway pressure
BK	Below knee
BKA	Below knee amputation
BLS	Basic life support
BMA	Bone marrow aspirate
BMI	Body mass index
BMR	Basal metabolic rate
BMT	Bone marrow transplant
BNA	Borderline nuclear abnormality
BNO	Bowels not open
BO	Bowels opened
BOS	Base of support
BP	Blood pressure
BPD	Biparietal diameter
BPM	Beats per minute
BPP	Bio-physical profile
BSA	Body surface area
BSO	Bilateral salpingo-oophorectomy
BSS	Blood sugar series
BTL	Bilateral tubal ligation
BT Shunt	Blalock-Taussig Shunt
BUN	Blood urea nitrogen
BUPA	British United Provident Association
Bx.	Biopsy

C

Abbreviation	Definition
C ₂ H ₅ OH	Alcohol
C ₃ F ₈	Perfluoropropane
Ca.	Carcinoma
CA ²⁺	Calcium
CABG	Coronary artery bypass graft
CAD	Coronary artery disease

Abbreviation	Definition
CANC	Combined Antenatal care
CAPD	Continuous ambulatory peritoneal dialysis
Cap. Refill	Capillary refill
CAVD	Complete atrioventricular block
CBC	Capillary blood count
CBD	Common bile duct
CBG	Capillary blood gases
CBT	Cognitive behaviour therapy
C&C	Collar and cuff
cc	Copied to
CCF	Congestive cardiac failure
CCPD	Continuous cycling peritoneal dialysis
CCT	Controlled cord traction
CCU	Coronary Care Unit
CD	Catheter draining
CDAD	Clostridium difficile associated disease
C.diff.	Clostridium difficile
CEA	Carotid endarterectomy
CEO	Chief Executive Officer
CF	Cystic fibrosis
CFAM	Cerebral function amplitude
CFM	Cerebral function monitoring
CGA	Contact guard assistance
CHB	Complete heart block
CHD	Coronary heart disease
Chemo	Chemotherapy
CHO	Carbohydrate
Chol.	Cholesterol
CIN	Cervical intraepithelial neoplasia
CJD	Creutzfeldt-Jakob Disease
CJRAT	Cubin Jackson risk assessment tool
CK	Creatine kinase
CKMB	Creatine kinase isoenzyme
CL	Chloride
CLD	Chronic lung disease
CLL	Chronic lymphocytic leukaemia

Abbreviation	Definition
CLO	Campylobacter like organism
cm	Centimetre
CMCJ	Carpal metacarpal joint
CML	Chronic myeloid leukaemia
CMM 1,2,3	Clinical Midwife Manager 1,2,3
CMP	Chondromalacia patellae
CMSp.	Clinical Midwife Specialist
CMV	Cytomegalovirus
CN	Cranial nerves
CNM 1,2,3	Clinical Nurse Manager 1,2,3
CNS	Central nervous system
CNSp.	Clinical Nurse Specialist
CO ₂	Carbon dioxide
CO	Complaining of
COA	Coarctation of the Aorta
Coag. Screen	Coagulation screen
COD	Change of dressing
C of E	Church of England
C of I	Church of Ireland
COLD	Chronic obstructive lung disease
Conc.	Concentration
Cons.	Consultant
Cont'd.	Continued
COPD	Chronic obstructive pulmonary disease
CORS	Coronary Angiogram
CP	Cerebral Palsy
CPAP	Continuous positive airway pressure
CPC	Clinical Placement Co-Ordinator
CPD	Cephalic pelvic disproportion
CPK	Creatine phosphokinase
CPM	Continuous passive movement
CPR	Cardiopulmonary resuscitation
CRC	Central Remedial Clinic
CrCl	Creatinine clearance
CREST	Crest syndrome
CRF	Chronic renal failure

Abbreviation	Definition
CRP	C-Reactive protein
CRRT	Continuous renal replacement therapy
C&S	Culture and Sensitivity
CS	Caesarean section
CSE	Combined spinal epidural
CSF	Cerebrospinal fluid
CSII	Continuous subcutaneous insulin infusion
CSOM	Chronic suppurative otitis media
CSpine	Cervical spine
CSU	Catheter specimen of urine
CT	Computerised tomography
CTA	Clear to auscultation
CTEV	Congenital talipes equina varus
CTG	Cardiotocograph
CTR	Carpel tunnel release
CTS	Carpal tunnel syndrome
CTSS	Closed tracheal suction system
Cu.	Copper
CV	Cardiovascular
CVA	Cerebrovascular accident
CVAD	Central venous access device
CVC	Central venous catheter
CVL	Central venous line
CVP	Central venous pressure
CVS	Cardiovascular system
CVVH	Continuous veno-venous haemofiltration
CVVHDF	Continuous veno-venous haemodiafiltration
CWMS	Colour, warmth, movement, sensation
CWO	Community Welfare Officer
Cx.	Cervix
CXR	Chest X-Ray

D

Abbreviation	Definition
DBE	Deep breathing exercises
D&C	Dilatation and curettage
Dc.	Discharge
DCIS	Ductal carcinoma in situ
DCR	Dacryocystorhinostomy
DDH	Developmental dysplasia of the hip
DDx.	Differential diagnosis
DEASK	Descemet's stripping endothelial automated keratoplasty
Defib.	Defibrillation
Dept.	Department
Desc. Ao.	Descending aorta
DEXA	Dual energy x-ray absorptiometry
DF	Dorsiflexion
DHS	Dynamic hip screw
DHx.	Diet history
DI	Detrusor instability
DIC	Disseminated intravascular coagulation
DILV	Double inlet left ventricle
DIPJ	Distal interphalangeal joint
Disp.	Displacement
DKa.	Diabetic ketoacidosis
DL	Direct laryngoscopy
DLBCL	Diffuse large B Cell lymphoma
DM	Diabetes mellitus
DNA	Did not attend
DOA	Dead on arrival
DOB	Date of birth
DOE	Dyspnoea on exertion
DOM/N	Director of Midwifery/Nursing
DOPHN	Director of Public Health Nursing
DORV	Double outlet right ventricle
DOSS	Dysphagia outcome severity scale

Abbreviation	Definition
DPM	Drops per minute
DPNS	Deep pharyngeal neuromuscular stimulation
Dr.	Doctor
DRVs	Dietary reference values
DSH	Deliberate self harm
DTs	Delerium tremens
D&V	Diarrhoea & vomiting
DVT	Deep vein thrombosis
DW	Discussed with
Dx/ Δ	Diagnosis

E

Abbreviation	Definition
EA	Elective admission
EAC	External auditory canal
EBL	Estimated blood loss
EBM	Expressed breast milk
ECG	Electrocardiogram
ECHO	Echocardiogram
ECLS	Extracorporeal life support
ECMO	Extracorporeal membrane oxygenation
E. Coli	Escherichia coli
ECT	Electroconvulsive therapy
ECV	External cephalic version
ED	Emergency Department
EDD	Estimated date of delivery
EEG	Electroencephalogram
EER	Estimated energy requirements
EF	Ejection fraction
EFA	Essential fatty acids
EFM	Electronic fetal monitoring
EFW	Estimated fetal weight
e.g.	For example
EGA	Estimated gestational age
EHL	Extensor hallucis longus
EL	Endo laser
EMG	Electromyography
EMS	Elderly mobility scale

Abbreviation	Definition
EMU	Early morning urine
EN	Enteral nutrition
Enc.	Enclosed
ENT	Ear nose and throat
EOM	External ocular movements
EOR	End of range
Eos.	Eosinophil
EPAU	Early Pregnancy Assessment Unit
EPL	Extensor pollicis longus
EPS	Electrophysiology studies
ERot.	External rotation
ERCP	Endoscopic retrograde cholangio-pancreatography
ERPC	Evacuation of retained products of conception
ESKD	End stage kidney disease
ESR	Erythrocyte sedimentation rate
EST	Exercise stress test
Est. Req.	Estimated requirements
ESWL	External shock wave lithotripsy
ET	Endotracheal
Etc.	Etcetra
ETCO ₂	End tidal CO ₂
EUA	Examination under anaesthetic
EUM	Examination under microscope
EV	Eversion
EVAR	Endovascular aneurysm repair
EVLV	Endovenous laser therapy
Ex Prem.	Ex premature
Exs.	Exercises
Ext.	Extension

F

Abbreviation	Definition
FA	Fetal anomaly
FAD	Focus to axis distance
FAS	Fetal assessment scan
FB	Foreign body
FBC	Full blood count

Abbreviation	Definition
FBM	Fetal breathing movement
FBS	Fasting blood sugar
FDP	Fibrin degradation products
FDS	Flexor digitorum superficialis
Fe	Iron
FEES	Fibreoptic endoscopic examination of the swallow
FES	Functional electrical stimulation
FESS	Functional Endoscopic Sinus Surgery
FET	Forced expiratory technique
FEV1	Forced expiratory volume in one second
FFD	Fixed flexion deformity
FFP	Fresh frozen plasma
FH	Fetal heart
FHH	Fetal heart heard
FHHR	Fetal heart heard and regular
FHNH	Fetal heart not heard
FHR	Fetal heart rate
FHx.	Family history
FiO ₂	Fractioned inspired oxygen
FLACC	Face Legs Activity Cry Consolability
Flex.	Flexion
FLP	Fasting lipid profile
FM	Fetal movement
FMF	Fetal movement felt
FN	Febrile Neutropenia
FNA	Fine needle aspiration
FNAB	Fine needle aspirate biopsy
FOB	Faecal occult blood
FOs.	Fructo oligosaccharides
Fr.	French (catheter measurement)
FROM	Full range of movement/motion
FS	Frozen section
FSE	Fetal scalp electrode
FSH	Follicle stimulating hormone

Abbreviation	Definition
FT	Full term
FTA	Failure to advance
FTND	Full term normal delivery
FTT	Failure to thrive
FU	Follow up
FVC	Forced vital capacity
FWB	Full weight bearing

G

Abbreviation	Definition
g	Gram
GA	General anaesthetic
GAMMA GT	Gamma glutamyl transferase
Gastroc.	Gastrocnemius
GBS	Group B streptococcus
GCS	Glasgow coma scale
GCSF	Granulocyte colony stimulating factor
GCT	Glucose challenge test
Gd.	Grade (mobilizations)
GDM	Gestational diabetes mellitus
Gest.	Gestation
GF	Gluten free
GFR	Glomerular filtration rate
G&H	Group and hold
GHJ	Gleno-humeral joint
GI	Gastro-intestinal
GIT	Gastro-intestinal tract
Glut. Max.	Gluteus maximus
Glut. Med.	Gluteus medius
Glut. Min.	Gluteus minimus
Gluts.	Gluteal
GO	Gastro-oesophageal
GORD	Gastro-oesophageal reflux disorder/disease
GP	General Practitioner
G#P#	Gravida# denotes total number of pregnancies Para# denotes total number of delivered pregnancies

Abbreviation	Definition
GRBAS	Grade roughness breathiness asthenic strain
GT	Gastrostomy tube
GTN	Glyceryl Tri-Nitrate
GTT	Glucose tolerance test
GU	Genito-urinary
GUIDE	Genito Urinary and Infection Disease Clinic
GUM	Genito-urinary medicine
GUR	Genito-ureteric reflux
GVHD	Graft versus host disease
GXM	Group and cross match
GZF	Gutter zimmer frame

H

Abbreviation	Definition
H	Hour
Haem.	Haematology
Hams.	Hamstrings
HAV	Hepatitis A virus
Hb	Haemoglobin
HbA1c	Glycosylated haemoglobin type A1c
HBB	Hand behind back
HBcAb.	Hepatitis B core antibody
HBH	Hand behind head
HBsAg.	Hepatitis B surface antigen
HBV	Hepatitis B virus
HC	Head circumference
HCA	Home care assistant
HCG	Human chorionic gonadotropin
HCO ₃	Bicarbonate
HcRN	Healthcare record number
Hct.	Haematocrit
HCV	Hepatitis C virus
HD	Haemodialysis
HDL	High density lipoprotein
HDU	High Dependency Unit

Abbreviation	Definition
HELLP	Haemolysis elevated liver enzymes low platelets
HEP	Home exercise programme
Hep. A/B/C	Hepatitis A/B/C
HFOV	High frequency oscillator ventilator
HH	Home help
HI	Head injury
HIE	Hypoxic ischaemic encephalopathy
HIPE	Hospital In Patient Enquiry
HIT	Heparin induced thrombocytopenia
HITS	Heparin induced thrombocytopenia syndrome
HIV	Human immunodeficiency virus
HL	Hodgkins lymphoma
HLA	Human leucocyte antigen
HM	Hand movements
HMD	Hyaline membrane disease
HPHC	High protein high calorie
HPOA	Hypertrophic Pulmonary Osteoarthropathy
HR	Heart rate
HRT	Hormone replacement therapy
HSE	Health Service Executive
HSP	Henock schonlein purpura
Ht.	Height
HTN	Hypertension
HUS	Haemolytic uraemic syndrome
HV	Home visit
HVS	High vaginal swab
Hx.	History
HxPC	History of present complaint
Hydro	Hydrotherapy

Abbreviation	Definition
IABP	Intra-aortic Balloon Pump
IAS	Interatrial septum
IBW	Ideal body weight
ICP	Intracranial pressure
iCRBBB	Incomplete right bundle branch block
ICU	Intensive Care Unit
I&D	Incision & drainage
ID	Infectious disease
IDPN	Intradialytic parenteral nutrition
IDWG	Intradialytic weight gain
i.e.	that is
I:E Ratio	Inspiratory to expiratory ratio
IFT	Interferential therapy
IG	Immunoglobulin
IHD	Ischaemic heart disease
IHF	Irish Heart Foundation
IM	Intramuscular
IMB	Intermenstrual bleeding
Imp.	Impression
IMV	Intermittent mandatory ventilation
Incl.	Including/included
Ind.	Independent
Inf.	Inferior
Inferolat.	Inferolateral
Info.	Information
iNO	Inhaled nitric oxide
In Pt.	In Patient
INR	International normalised ratio
Int. Rot.	Internal rotation
Inv.	Inversion
I&O	Intake and output
IOL	Induction of labour
IOP	Intra ocular pressure
IP	Intraperitoneal
IPD	Intermittent peritoneal dialysis
IPJ	Interphalangeal joint

Abbreviation	Definition
IPPB	Intermittent positive pressure breathing
IPPV	Intermittent positive pressure ventilation
IRQ	Inner range quadriceps
ISC	Intermittent self catheterisation
ISQ	In Status Quo
IT	Inspiratory time
ITP	Idiopathic thrombocytopenia purpura
ITT	Insulin tolerance test
ITU	Intensive Therapy Unit
IU	International unit
IUCD	Intrauterine contraceptive device
IUD	Intrauterine death
IUGR	Intrauterine growth retardation/restriction
IV	Intravenous
IVC	Inferior vena cava
IVDU	Intravenous drug user
IVF	In vitro Fertilisation
IVH	Intraventricular haemorrhage
IVI	Intravenous infusion
IVP	Intravenous pyelogram
IVS	Interventricular septum
IVSD	Interventricular septum in diastole
IVSS	Interventricular wall in systole
IVT	Intravenous therapy
IVU	Intravenous urogram
IVUS	Intravascular Ultrasound
IWA	Irish Wheelchair Association
Ix.	Investigation

J

Abbreviation	Definition
JIA	Juvenile idiopathic arthritis
JVP	Jugular venous pressure

K

Abbreviation	Definition
K ⁺	Potassium
KAFO	Knee ankle foot orthosis
kcal	Kilocalorie
KCL	Potassium chloride
kg.	Kilogram
KJ	Kilo joules
KPs	Keratic precipitates
KUB	Kidneys, ureters and bladder
KVO	Keep vein open

L

Abbreviation	Definition
L	Litre
LA	Local anaesthetic
LAA	Left atrial appendage
Lab.	Laboratory
LADA	Left anterior descending artery
Lap. & Dye	Laparoscopy and dye
LASER	Light amplification by stimulated emission of radiation
Lat.	Lateral
Lat. Men.	Lateral meniscus
Lat. Rot.	Lateral rotation
Lat. Wall	Lateral wall
LAVH	Laparoscopic assisted vaginal hysterectomy
LBBB	Left bundle branch block
LBM	Lean body mass
LBP	Low back pain
lbs.	Pounds weight
LCL	Lateral collateral ligament
LCT	Long chain triglyceride
LCX	Circumflex artery
LDH	Lactate dehydrogenase
LDL	Low density lipoprotein
LFTs	Liver function tests
LGA	Large for gestational age
Lgt.	Ligament

Abbreviation	Definition
LH	Luthenising hormone
LHS	Left height sensation
LIF	Left iliac fossa
LIH	Left inguinal hernia
LL	Lower limb
LLETZ	Large loop excision of the transformation zone
LLQ	Left lower quadrant
LMA	Laryngeal mask airway
LMP	Last menstrual period
LOA	Left occipito-anterior
LOC	Loss of consciousness
LOL	Left occipito-lateral
LOP	Left occipito-posterior
LOR	Loss of resistance
LP	Lumbar puncture
LRot.	Left rotation
LRTI	Lower respiratory tract infection
LSA	Left sacro-anterior
LSCS	Lower segment caesarean section
LSF	Left side flexion
LSH	Long shoe horn
LSL	Left sacro-lateral
LSLy.	Left side lying
LSO	Left salpingo-oophorectomy
LSP	Left sacro-posterior
LSpine	Lumbar spine
LS Ratio	Leichithin/Sphyngomyelin ratio
LTC	Long term care
LTM	Long term memory
LTS	Lateral tarsal strip
LUQ	Left upper quadrant
LUS	Lower uterine segment
LV	Left ventricle
LVAD	Left ventricular assist device
LVDV	Left ventricular diastolic volume
LVEDP	Left ventricular end diastolic pressure
LVF	Left ventricular failure

Abbreviation	Definition
LVH	Left ventricular hypertrophy
LVOT	Left ventricular outflow tract
LVOTO	Left ventricular outflow tract obstruction
LVS	Low vaginal swab
LVSV	Left ventricle systolic volume
Ly.	Lying

M

Abbreviation	Definition
m ²	Square metres body surface
Man. Dex.	Manual dexterity
Mane	Morning
MAP	Mean arterial pressure
MAS	Motor assessment scale
MAU	Medical Assessment/Admission Unit
Max.	Maximum
MC	Metacarpal
MCA	Middle cerebral artery
MCL	Medial collateral ligament
MCPJ	Metacarpo-phalangeal joint
MCUG	Micturating cystourethrogram
MCV	Mean corpuscular volume
MDA	Misuse of Drugs Act
MDR TB	Multidrug-resistant tuberculosis
MDT	Multidisciplinary team
MDU	Medical Day Unit
Med.	Medial
Med. Men.	Medial meniscus
Med. Rot.	Medial rotation
Meds.	Medication
Mets.	Metastases
mEq.	Milli-equivalent
MFR	Maximum flow rate
mg	Milligram
Mg ²⁺	Magnesium
MI	Myocardial infarction

Abbreviation	Definition
Micro.	Microbiology
Min.	Minimum
Mins.	Minute
mL	Mililitre
MLB	Micro laryngeal bronchoscopy
mm	Millimetre
mmHg	Millimetres of mercury
MMK	Marshall Marchetti Krantz
mmol	Millimole
MMR	Measles, mumps, rubella
MMSE	Mini mental state examination
Mn	Manganese
MNB	Manipulation of nasal bones
MND	Motor neurone disease
Mob.	Mobility/mobilising
Mobs.	Mobilizations
Mod.	Moderate
MPT	Maximum phonation time
MR	Mitral regurgitation
MRCP	Magnetic resonance cholangiopancreatography
MRI	Magnetic resonance imaging
MROP	Manual removal of placenta
MRSA	Methicillin resistant staphylococcus aureus
MS	Multiple sclerosis
Msg.	Message
MSSA	Methicillin sensitive staphylococcus aureus
MSU	Midstream specimen of urine
MSW	Medical Social Worker
MT	Metatarsal
MTPJ	Metatarso-phalangeal joint
MUA	Manipulation under anaesthetic
MUFA	Mono unsaturated fatty acids
MUGA	Multiple-gated arteriography
Multip.	Multiparous
MV	Mitral valve
MVA	Mitral valve area
MVR	Mitral valve replacement
MWM	Mobilisation with movement

N

Abbreviation	Definition
N ₂	Nitrogen
N ₂ O	Nitrous oxide
NA	Not applicable
Na ⁺	Sodium
NaCl	Sodium chloride
NAD	No abnormality detected
NAG	Natural apophyseal glide
NAI	Non accidental injury
NAS	Neonatal abstinence syndrome
NB	Note bene (important)
NBFD	Neville Barnes forceps delivery
NCA	Nurse controlled analgesia
NCHD	Non consultant hospital doctor
ND	Naso duodenal
Neb.	Nebuliser
NEC	Necrotising enterocolitis
Neg.	Negative
NETZ	Needle excision of transformation zone
Neuro.	Neurological
NFA	No fixed abode
NFR	Not for resuscitation
NG	Naso-gastric
NH	Nursing Home
NHL	Non hodgkins lymphoma
NIBP	Non invasive blood pressure
NICU	Neonatal Intensive Care Unit
NIEL	Not in established labour
NIPPV	Non invasive positive pressure ventilation
NIV	Non invasive ventilation
NJ	Naso-jejunal
NKA	No known allergies
NKDA	No known drug allergies
NMS	Neuroleptic malignant syndrome
NND	Neonatal death
No.	Number

Abbreviation	Definition
Nocte	Night
NOF	Neck of femur
NOK	Next of kin
NP	New patient
NPL	No perception of light
NPO	Nil per oral
NPU	Not passed urine
NSAID(s)	Non-steroidal anti-inflammatory drug(s)
NSCL cancer	Non small cell lung cancer
NSR	Normal sinus rhythm
NSTEMI	Non ST segment elevated myocardial infarction
NTD	Neural tube defect
NTT	Nasotracheal tube
Nullip.	Nulliparous
N&V	Nausea and vomiting
NWB	Non weight bearing

O

Abbreviation	Definition
O ₂	Oxygen
OA	Osteoarthritis
OAusc.	On auscultation
Obj.	Objective
Obs.	Observations
Occ.	Occasional
Occ. Health	Occupational Health
OCP	Oral contraceptive pill
OCPD	Optichoice peritoneal dialysis
OD	Overdose
OE	On examination
OFC	Occipito-frontal circumference
OG	Orogastric
OGD	Oesophago-gastro-duodenoscopy
OGTT	Oral glucose tolerance test
OHA	Oral hypoglycaemic agent

Abbreviation	Definition
OHSS	Ovarian hyperstimulation syndrome
OM	Obtuse marginal
Onc.	Oncology
O&P	Ova and parasites
OP	Outpatient
OPD	Outpatient Department
OPE	Oral peripheral examination
ORIF	Open reduction and internal fixation
ORQ	Outer range quadriceps
Ortho.	Orthopaedics
OT	Occupational Therapy/Therapist

P

Abbreviation	Definition
PA	Pulmonary artery
PAC	Premature atrial contraction
Pa. CO ₂	Partial pressure of arterial carbon dioxide
PADL	Personal activities of daily living
Paeds.	Paediatrics
PAF	Paroxysmal atrial fibrillation
PAIVM	Passive accessory intervertebral movements
Pa. O ₂	Partial pressure of arterial oxygen
PAPVD	Partial anomalous pulmonary venous drainage
PAPVR	Partial anomalous pulmonary venous return
Para	Parity
PASP	Pulmonary artery systolic pressure
PBSCH	Peripheral blood stem cell harvest
PC	Presenting complaint
PCA	Patient controlled analgesia

Abbreviation	Definition
PCEA	Patient controlled epidural analgesia
PCI	Percutaneous coronary intervention
PCL	Posterior cruciate ligament
PCR	Polymerase chain reaction
PCV	Packed cell volume
PD	Peritoneal dialysis
PDA	Posterior descending artery
PDPH	Postdural puncture headache
PE	Pulmonary embolus/embolism
PEA	Pulseless electrical activity
PEARL	Pupils equal and reacting to light
Pec. major	Pectoralis major
PEEP	Positive end expiratory pressure
PEFR	Peak expiratory flow rate
PEG	Percutaneous endoscopic gastrostomy
PEJ	Percutaneous endoscopic jejunostomy
PEM	Protein energy malnutrition
PEP Mask	Positive expiratory pressure mask
PERT	Pancreatic enzyme replacement therapy
PET Scan	Positron emission tomography scan
PF	Plantarflexion
PFA	Plain film of abdomen
PFJ	Patellofemoral joint
PFO	Patent foramen ovale
PFR	Pelvic floor repair
PFTs	Pulmonary function tests
PGE	Prostaglandin E
pH	Log of hydrogen ion concentration
PHACO	Phacoemulsification
PHN	Public Health Nurse
PHT	Pulmonary hypertension

Abbreviation	Definition
Physio.	Physiotherapist/Physiotherapy
PI	Pulsatility index
PICC	Peripherally inserted central catheter
PICU	Paediatric Intensive Care Unit
PID	Pelvic inflammatory disease
PIH	Pregnancy induced hypertension
PIIS	Posterior inferior iliac spine
PIP	Peak inspiratory pressure
PIPJ	Proximal interphalangeal joint
PKB	Prone knee bend
PKU	Phenylketonuria
PL	Perception of light
PLAD	Posterior lip augmentation device
PLAx.	Parasternal long axis
PLIF	Posterior lumbar intervertebral fusion
PLO	Pharyngolaryngoesophagectomy
PLTS	Platelets
p.m.	Afternoon
PMB	Post menopausal bleeding
PMHx.	Past medical history
PMs.	Passive movements
P&N	Pins and needles
PN	Parenteral nutrition
PND	Paroxysmal nocturnal dyspnoea
PNF	Proprioceptive neuromuscular facilitation
PO	Per oral
PO4	Phosphate
POA	Persistent occipito-anterior
POD	Progression of disease
PON&V	Post operative nausea & vomiting
POP	Plaster of paris
Pos.	Positive
Post.	Posterior
Post Op.	Post operation
PPAM aid	Pneumatic post amputation mobility aid

Abbreviation	Definition
PPH	Post-partum haemorrhage
PPHN	Persistent pulmonary hypertension of the newborn
PPIVM	Passive physiological intervertebral movements
PPN	Peripheral parenteral nutrition
PPROM	Pre-term premature rupture of membranes
PPV	Pars plana vitrectomy
PR	Per rectum
Prem.	Premature
Premed.	Premedication
Pre Op	Pre operation
p.r.n.	As required
PROM	Prolonged rupture of membranes
Prox.	Proximal
PRP	Pan retinal photocoagulation
PRVC	Pressure regulated volume control
PS	Pulmonary stenosis
PSA	Prostatic specific antigen
PSAx.	Parasternal short axis
PSIS	Posterior superior iliac spine
PSV	Pressure support ventilation
PSW	Psychiatric Social Worker
PSWD	Pulsed short wave diathermy
PT	Prothrombin time
PTA	Post traumatic amnesia
PTB	Patella tendon bearing
PTCA	Percutaneous transluminal coronary angioplasty
PTSD	Post traumatic stress disorder
PTT	Partial thromboplastin time
PTTK	Partial thromboplastin time kaolin
PU	Passed urine
PUD	Peptic ulcer disease
PUFA	Polyunsaturated fatty acids
PUJ	Pelvic-ureteric junction

Abbreviation	Definition
Pulsed SWD	Pulsed short wave diathermy
Pul.V	Pulmonary veins
Pul.VI	Pulmonary vein isolation
PUO	Pyrexia of unknown origin
PV	Per vagina
PVC	Premature ventricular contraction
PVD	Peripheral vascular disease
PVL	Periventricular leucomalacia
PWB	Partial weight bearing
PWD	Posterior wall in diastole
PWS	Posterior wall in systole

Q

Abbreviation	Definition
q.d.s./q.i.d.	Four times daily
QRS	Deflection on EKG representing electrical activity
Quads.	Quadriceps

R

Abbreviation	Definition
RA	Right atrium
RBBB	Right bundle branch block
RBC	Red blood cells
RBG	Random blood glucose
RC	Roman Catholic
RCA	Right coronary artery
RCC	Red cell concentrate
RCJ	Radio-carpal joint
RCN	Registered Childrens Nurse
RD	Retinal detachment
RDS	Respiratory distress syndrome
Re.	Regarding
Rec'd	Received
Recom.	Recommended
REE	Resting energy expenditure
Re.-ed.	Re-educate

Abbreviation	Definition
Reg.	Registrar
Rehab.	Rehabilitation
REM	Rapid eye movement
Reps.	Repetition
Resp.	Respiration
Rev.	Revision
RFA	Radio frequency ablation
RGN	Registered General Nurse
Rh.	Rhesus
RhA.	Rheumatoid arthritis
RHS	Right height sensation
RICE	Rest, ice, compression, elevation
RIF	Right iliac fossa
RIG	Radiology inserted gastrostomy
RIH	Right inguinal hernia
RIP	Rest in peace/Deceased
RLQ	Right lower quadrant
RM	Registered Midwife
RNI	Reference nutrient intake
RNID	Registered Nurse Intellectual Disability
RNP	Registered Nurse Prescriber
RNT	Registered Nurse Tutor
RO	Removal of
ROA	Right occipito-anterior
ROL	Right occipito-lateral
ROM	Range of movement/motion
ROP	Right occipito-posterior
ROS	Removal of sutures
Rot.	Rotation
RPN	Registered Psychiatric Nurse
RQ	Respiratory quotient
RR	Respiratory/respiration rate
RRot.	Right rotation
RRT	Renal replacement therapy
RSA	Right sacro-anterior
RSD	Reflex sympathetic dystrophy
RSF	Right side flexion
RSI	Repetitive strain injury
RSLy.	Right side lying

Abbreviation	Definition
RSO	Right salpingo-oophorectomy
RSP	Right sacro-posterior
RSV	Respiratory syncytial virus
RT	Radiotherapy
RTA	Road traffic accident
RTI	Respiratory tract infection
RTS	Raised toilet seat
RTW	Returned to ward
RUJ	Radio-ulnar joint
RUQ	Right upper quadrant
Rv.	Review
RV	Right ventricle
RVDV	Right ventricle diastolic volume
RVF	Right ventricular failure
RVH	Right ventricular hypertrophy
RVOT	Right ventricular outflow tract
RVOTO	Right ventricular outflow tract obstruction
RVSP	Right ventricular systolic pressure
RVSV	Right ventricle systolic volume
Rx.	Treatment
RZF	Rollator zimmer frame

S

Abbreviation	Definition
s	Second
SA	Spinal anaesthetic
SAD	Seasonal affective disorder
SAH	Sub arachnoid haemorrhage
SaO ₂	Oxygen saturation
SARS	Severe acute respiratory syndrome
SB	Seen by
SBA	Stand-by assistance
SBBE	Small bowel barium enema
SBE	Subacute bacterial endocarditis
SBFT	Small bowel follow through
SBR	Serum bilirubin rate

Abbreviation	Definition
SC	Subcutaneous
SCBU	Special Care Baby Unit
SCC	Spinal cord compression
SCD	Sickle cell disease
SCIDS	Severe combined immune deficiency syndrome
SCJ	Sterno-clavicular joint
SCL cancer	Small cell lung cancer
SCM muscle	Sterno-cleido-mastoid muscle
Se	Selenium
SF ₆	Sulphurhexaflouride
SFA	Saturated fatty acids
SFD	Small for dates
SGA	Small for gestational age
SHO	Senior House Officer
SHx.	Social history
SIC	Self-intermittent catheterisation
SIDS	Sudden infant death syndrome
SIJ	Sacroiliac joint
SIMV	Synchronised intermittent mandatory ventilation
Sitt.	Sitting
SL	Sublingually
SLE	Systemic lupus erythematosus
SLR	Straight leg raise
SLT	Speech and Language Therapy/Therapist
SM	Staff Midwife
SMD	Sub-mucosal diathermy
SMR	Sub-mucosal resection
SN	Staff Nurse
SNAG	Sustained natural apophyseal glide
Snr.	Senior
SOAP	Subjective Objective Assessment Plan
SOB	Shortness of breath
SOBAR	Shortness of breath at rest

Abbreviation	Definition
SOBOE	Shortness of breath on exertion
Soc. Hx.	Social history
SOP	Standard operating procedure
S&P	Syringing and probing
SP	Supra pubic
SpR	Specialist Registrar
SR	Sinus rhythm
SRF	Sub retinal fluid
SROM	Spontaneous rupture of membranes
SSD	Source to skin distance
SSG	Split skin graft
SSM	Senior Staff Midwife
SSN	Senior Staff Nurse
SSPE	Subacute sclerosing panencephalitis
ST	Sinus tachycardia
STAH	Subtotal abdominal hysterectomy
STAR	Scandinavian total ankle replacement
STAT	At once/Immediately
Stats.	Statistics
Std.M	Student Midwife
Std.N	Student Nurse
Std.PHN	Student Public Health Nurse
STEMI	ST elevation myocardial infarction
STI	Sexually transmitted infection
STJ	Sub-talar joint
STM	Short term memory
STNR	Symmetric tonic neck reflex
STR	Soft tissue release
SUI	Stress urinary incontinence
Sup.	Superior
Su.R	Suburethral repair
Surg.	Surgical
SV	Self-ventilating
SVC	Superior vena cava
SVCO	Superior vena cava obstruction

Abbreviation	Definition
SVD	Spontaneous vaginal delivery
SVRA	Self-ventilating on room air
SVT	Supra ventricular tachycardia
SW	Social Worker
SWD	Shortwave diathermy
SWETZ	Short wire excision of transformation zone

T

Abbreviation	Definition
TA	Tendon of achilles
TAH	Total abdominal hysterectomy
TAPVD	Total anomalous pulmonary venous drainage
TAPVR	Total anomalous pulmonary venous return
TAR	Total ankle replacement
TB	Tuberculosis
TBC	Tuberculin bacillus culture
TBI	Traumatic brain injury
TBG	True blood glucose
TBL	Total blood loss
TBW	Tension band wiring
Tc.D	Transcerebral diameter
TCI	To come in
TCM	Transcutaneous monitor
TCOM	Transcutaneous oxygen monitoring
TCPO2	Transcutaneous Oxygen Pressure
TCRE	Transcervical resection of endometrium
T1DM	Type 1 diabetes mellitus
T2DM	Type 2 diabetes mellitus
t.d.s./t.i.d.	Three Times Daily
TEDs	Thrombo-embolic deterrent stockings
TEE	Total energy expenditure
Temp.	Temperature

Abbreviation	Definition
TENS	Transcutaneous electrical nerve stimulation
TEP	Tracheoesophageal puncture
TER	Total elbow replacement
TES	Therapeutic endoscopic sialalendoscopy
TF	Transfer
TFA	Trans fatty acids
TFTs	Thyroid Function Tests
TFVT	Tension free vaginal tape
Tg.	Triglycerides
TGA	Transposition of the great arteries
THR	Total Hip Replacement
TIA	Transient ischaemic attack
TIBC	Total iron binding capacity
Tib. & Fib.	Tibia & Fibula
TICH	Traumatic intracranial haemorrhage
Tidal PD	Tidal peritoneal dialysis
TITs	Trimming of Inferior Turbinates
TKR	Total Knee Replacement
TL	Tubal ligation
TM	Tympanic membranes
TMD	Thyromental distance
TMJ	Temporo-mandibular joint
TMP	Transmembrane pressure
TOE	Trans oesophageal echocardiogram
TOF	Tracheoesophageal fistula
TOP	Termination of pregnancy
TORCH	Toxoplasmosis Other Rubella Cytomegalovirus Herpes
TPHA	Teponema pallidum haemagglutination
TPN	Total parenteral nutrition
TPR	Temperature, pulse and respiration

Abbreviation	Definition
TR	Tricuspid regurgitation
TRACHY	Tracheostomy
TRH	Thyrotrophin releasing hormone
Trigs	Triglycerides
Ts. & As.	Tonsillectomy & Adenoidectomy
TSH	Thyroid stimulating hormone
TSpine	Thoracic spine
TSR	Total shoulder replacement
TTN	Transient tachypnoea of the newborn
TTWB	Toe touch weight bearing
TUAG	Timed up and go test
TURBT	Transurethral resection of bladder tumour
TURP	Transurethral resection of prostate
TV	Tricuspid valve
TVI	Tissue velocity imaging
TVS	Transvaginal scan

U

Abbreviation	Definition
UA	Urinalysis
UAC	Umbilical arterial catheter
UBW	Usual body weight
UC	Urinary catheter
UD	Ulnar deviation
U&E	Urea and electrolytes
UL	Upper limb
ULTT	Upper limb tension test
UO	Urinary output
UPPP	Uvulopalatopharyngoplasty
URTI	Upper respiratory tract infection
US/USS	Ultrasound/Ultrasound scan
UST	Ultrasound therapy
UTI	Urinary tract infection
UVC	Umbilical venous catheter

Abbreviation	Definition
UVJ	Uretero-vesical junction
UWSD	Underwater seal drain

V

Abbreviation	Definition
VA	Visual acuity
VAS	Visual analogue scale
VBAC	Vaginal birth after caesarean section
VBG	Venous blood gas
VC	Volume control
VCJD	Variant Crutzfeldt Jakob Disease
VDRL	Venereal disease research laboratory test
VE	Ventricular ectopics
Veg.	Vegetables
VEPs	Visual evoked potentials
V. Fib.	Ventricular fibrillation
VFU	Videofluoroscopy
VHI	Voluntary Health Insurance
Via	By way of
VIN	Vulval intraepithelial neoplasia
Vits.	Vitamins
VL	Vision left
VLCD	Very low calorie diet
VMA	Vanillylmandelic acid
VML	Vastus medialis longus
VMO	Vastus medialis oblique
Vol.	Volume
VQ	Ventilation perfusion quotient
VR	Vision right
VRE	Vancomycin resistant enterococcus
VS	Volume support
VSF	Videostroboscopy
VSD	Ventricular septal defect
VT	Ventricular tachycardia
VVF	Vesico vaginal fistula

Abbreviation	Definition
VVs	Varicose Veins
Vx.	Vertex
VZIG	Varicella zoster immune globulin

W

Abbreviation	Definition
WB	Weight bear/bearing
WBC	Whole blood count
WC	Water Closet/Toilet
WCC	White cell count
W.chair	Wheelchair
W.end	Weekend
WFD	Word finding difficulties
WFL	Within functional limits
WL	Waiting list
WNL	Within normal limits
WPWS	Wolff-Parkinson-White Syndrome
WR	Ward round
Wt.	Weight
WZF	Wheeled zimmer frame

X

Abbreviation	Definition
X-match	Crossmatch

Y

Abbreviation	Definition
YO	Year old














Z

Abbreviation	Definition
ZF	Zimmer frame
Zn	Zinc
ZN Stain	Ziehl Neelsen stain

Others

Abbreviation	Definition
&	And
@	At
Δ/ Dx	Diagnosis
FVIII	Factor eight
FIX	Factor nine
FX	Factor ten
FXI	Factor eleven
FXIII	Factor thirteen
#	Fracture
½ Sitt.	Half sitting
1/7	One day
1/52	One week
1/12	One month
1:1	One to one
x/7	Where x = number of days
x/52	Where x = number of weeks
x/24	Where x = number of hours
x/12	Where x = number of months
1 ^o	Primary
?	Query (e.g. Query Multiple Sclerosis)
2 ^o	Secondary to
X2	Twice
°	Degrees – only permitted for measuring angles
°C	Temperature in degrees Celsius
L1-L5	Lumbar vertebrae
S1-S5	Sacral vertebrae
̄C	With

4. NOTATION FOR MOBILISATIONS AND MANIPULATIONS

	Central posteroanterior pressures (PAs)
	Central anteroposterior pressures (APs)
	Unilateral PAs on left
	Unilateral PAs on right
	Unilateral APs on the left
	Unilateral APs on the right
	Transverse pressure towards left
	Transverse pressure towards right
	Rotation of head, thorax or pelvis towards left
	Rotation of head, thorax or pelvis towards right
	Lateral flexion towards left
	Lateral flexion towards right
	Longitudinal movement (state cephalad or caudad)

GRADING OF MOBILISATIONS

- GRADE I:** small amplitude movement at beginning of range of movement
- GRADE II:** large amplitude movement well into the range of movement (not into resistance or stiffness)
- GRADE III:** large amplitude movement into resistance
- GRADE IV:** small amplitude movement into resistance
- GRADE V:** high velocity thrusting movement beyond end range of motion

Reference: G D Maitland. (1994 5th edition) Vertebral Manipulation. Butterworth Heinemann.

